

## SPEED READ

- Loads on wheels rose overnight, reflecting higher CP traffic offset by a decline in CN volumes. On a net basis, volumes increased due to higher volumes in the Prince Rupert and E. Canada corridors offset by reduced traffic in the USA/MEX, Thunder Bay and Vancouver corridors.
- Network fluidity improved overnight, led by a decline in idle car counts on both CN and CP by 51% (-232) and 37% (-288), respectively. The total count of cars for 4+ days on both railways decreased 17% (-69) overnight - currently at 347 cars.
- Two days in Week 1 unloads now behind prior week's performance by more than 1,350 unloads, reflecting reduced unloads across all three major ports - Vancouver, Thunder Bay and Prince Rupert.

=====

## Loads on Wheels

- Loads on wheels rose 2% (+120) overnight, due to higher traffic on CP offset by reduced volumes on CN - combined total at 6,955 and 9% below the trailing 30-day average.
- On a net basis, the increase in loads on wheels indicates higher volumes in the Prince Rupert and E. Canada corridors offset by reduced traffic in the USA/MEX, Thunder Bay and Vancouver corridors.
- CN volumes decreased for the third consecutive day, down 8% (-229) overnight, with reduced volumes in the Vancouver, Thunder Bay and USA/MEX corridors offset by higher volumes in the Prince Rupert and E. Canada corridors. System wide CN loads on wheels currently at 2,687, the lowest seen in the last 30 days, and 29% below the trailing 30-day average.
- CP volumes rose 10% (+377) overnight, driven by an increase in traffic across all corridors other than USA/MEX. CP system wide loads on wheels presently at 4,152 and 11% above the trailing 30-day average.
- Vancouver currently at 4,249, declined marginally by (-5) overnight and have now decreased for the fifth consecutive day, now 7% below the trailing 30-day average.
- The Prince Rupert pipeline currently at 261, rose significantly by 53% (+90) overnight, and 70% below the trailing 30-day average.
- Thunder Bay volumes decreased slightly by 1% (-20) overnight - currently at 1,578 and 11% above the trailing 30-day average, with 79% of traffic moving on CP.

## Hopper Car Rationing

- No hopper cars were rationed by either CN or CP in week 52.

## Loads Not Moving

- **The count of cars not moving for 48+ hours decreased 42% (-520) overnight, reflecting reduced counts on both CN and CP. Idle car counts presently at 708 and 38% below the trailing 30-day average.**
- CN
  - **The count of idle cars for 48+ hours fell significantly by 51% (-232) overnight - currently at 224 cars.**
  - The number of cars idle for 4+ days decreased 33% (-23) overnight - currently at 46 cars.
  - The count of cars not moving for 7+ days remained unchanged (0) overnight - currently at 33 cars.
  - Vancouver represents 58% of all idle cars.
  - In total 48% of all idle cars are dwelling at origin locations.
- CP
  - **CP idle car counts for 48+ hours declined 37% (-288) overnight and have now decreased for the third consecutive day - currently at 484 cars.**

- The number of cars idle for 4+ days declined 13% (-46) overnight - presently at 301 cars.
- The number of cars idle for 7+ days remained unchanged (0) overnight - currently at 54 cars.
- Vancouver accounts for 67% of all idle cars.
- In total 26% of all idle cars are dwelling at origin locations.

### **Port Performance**

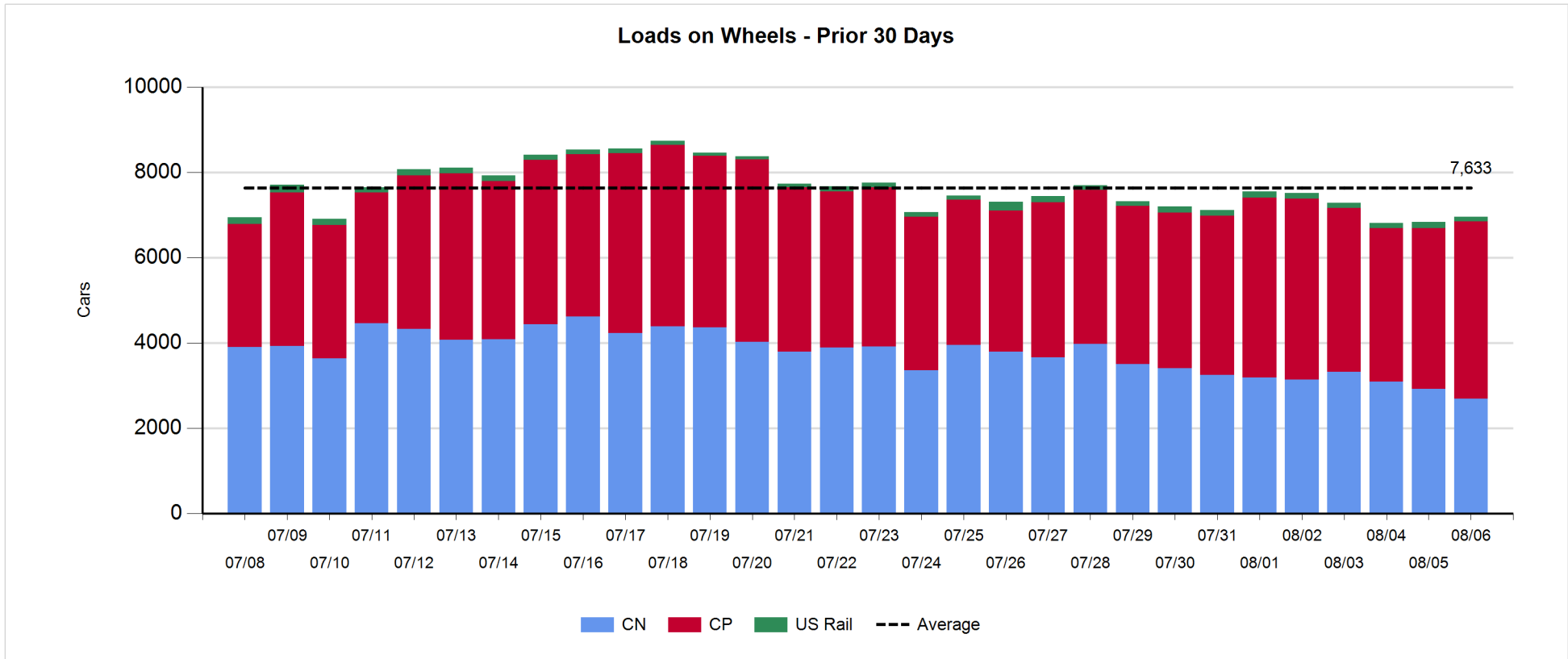
- CN and CP reported a total of 920 cars unloaded at the three major ports, now 2% below the trailing 30-day average. Two days in Week 1 unloads now behind last week's pace by more than 1,350 unloads, reflecting reduced unloads across all three major ports - Vancouver, Thunder Bay and Prince Rupert.
- Vancouver
  - 621 unloads reported by CN and CP at the Port of Vancouver; CN - 172 and CP - 449. Two days in Week 1 unloads are tracking behind last week's performance by more than 150 unloads.
  - There are 850 cars on site at Vancouver with 550 cars arriving at the port in the last 24 hours.
  - CN and CP have more than 850 cars in British Columbia en route to Vancouver, with more than 450 cars at Kamloops and west, and 62% of traffic moving on CN.
- Prince Rupert
  - Prince Rupert reported zero unloads, now behind last week's unloads after two days by 200 unloads.
  - Loads on wheels now below 1,000 cars - currently at 261 cars. Reduced pipeline volumes are likely in anticipation of the Port's pending annual maintenance shutdown.
  - There are 25 cars west of Jasper en route to Prince Rupert.
  - There are 17 cars on site at Prince Rupert with zero cars arriving at the port in the last 24 hours.
- Thunder Bay
  - 299 unloads were reported at Thunder Bay yesterday. Two days in Week 1 unloads are tracking behind last week's pace by about 1,000 unloads.
  - There are 650 cars on site at Thunder Bay with more than 500 cars arriving at the port in the prior 24 hours.
  - There are 250 cars en route to Thunder Bay from Winnipeg and east.

**Daily Loads on Wheels - 8/6/2019**

|            | E Canada | Prince Rupert | Thunder Bay | USA/MEX | Vancouver | Total |
|------------|----------|---------------|-------------|---------|-----------|-------|
| CN         | 350      | 261           | 339         | 92      | 1,645     | 2,687 |
| CP         | 103      |               | 1,239       | 230     | 2,580     | 4,152 |
| Short Line | 23       |               |             |         | 24        | 47    |
| US Rail    |          |               |             | 69      |           | 69    |
|            | 476      | 261           | 1,578       | 391     | 4,249     | 6,955 |

**Change in Loads on Wheels - Prior 24 Hours**

|            | E Canada | Prince Rupert | Thunder Bay | USA/MEX | Vancouver | Total |
|------------|----------|---------------|-------------|---------|-----------|-------|
| CN         | 52       | 90            | -91         | -26     | -254      | -229  |
| CP         | 32       |               | 71          | -2      | 276       | 377   |
| Short Line | 4        |               |             |         | -27       | -23   |
| US Rail    |          |               |             | -5      |           | -5    |
|            | 88       | 90            | -20         | -33     | -5        | 120   |

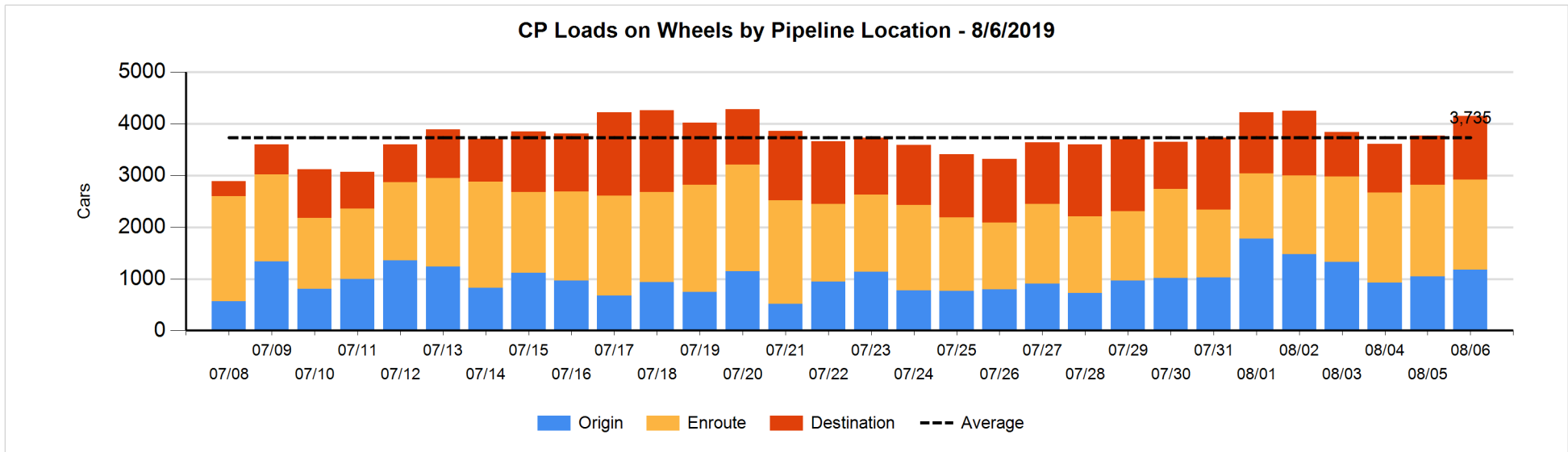
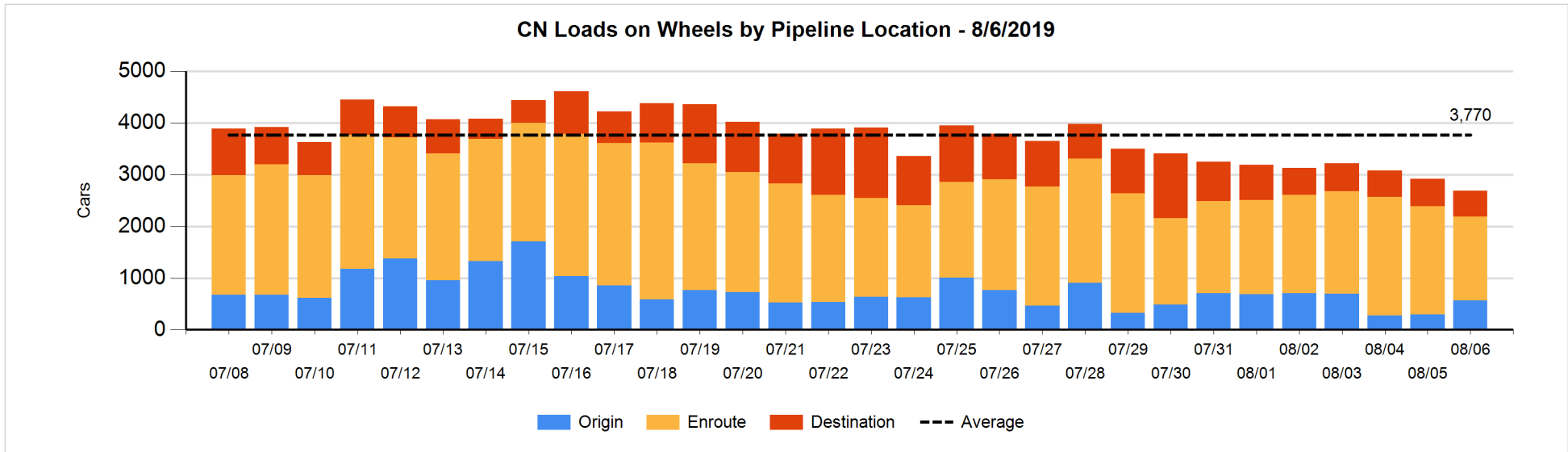


**Daily Loads on Wheels By Pipeline Location - 8/6/2019**

|                      | E Canada | Prince Rupert | Thunder Bay | USA/MEX | Vancouver | Total |
|----------------------|----------|---------------|-------------|---------|-----------|-------|
| CN                   |          |               |             |         |           |       |
| Origin               | 99       | 124           |             | 2       | 344       | 569   |
| Enroute              | 199      | 120           | 62          | 66      | 1,169     | 1,616 |
| Destination          | 52       | 17            | 277         | 24      | 132       | 502   |
|                      | 350      | 261           | 339         | 92      | 1,645     | 2,687 |
| CP                   |          |               |             |         |           |       |
| Origin               | 30       |               | 459         |         | 689       | 1,178 |
| Enroute              | 62       |               | 409         | 81      | 1,190     | 1,742 |
| Destination          | 11       |               | 371         | 149     | 701       | 1,232 |
|                      | 103      |               | 1,239       | 230     | 2,580     | 4,152 |
| US Rail / Short Line |          |               |             |         |           |       |
| Origin               |          |               |             |         |           |       |
| Enroute              |          |               |             | 32      |           | 32    |
| Destination          | 23       |               |             | 37      | 24        | 84    |
|                      | 23       |               |             | 69      | 24        | 116   |

**Change in Daily Loads on Wheels By Pipeline Location - Prior 24 Hours**

|                      | E Canada | Prince Rupert | Thunder Bay | USA/MEX | Vancouver | Total |
|----------------------|----------|---------------|-------------|---------|-----------|-------|
| CN                   |          |               |             |         |           |       |
| Origin               | 99       | 91            |             | 2       | 78        | 270   |
| Enroute              | -32      | -1            | -262        | -22     | -161      | -478  |
| Destination          | -15      | 0             | 171         | -6      | -171      | -21   |
|                      | 52       | 90            | -91         | -26     | -254      | -229  |
| CP                   |          |               |             |         |           |       |
| Origin               | 28       |               | 57          | -24     | 74        | 135   |
| Enroute              | -7       |               | -41         | -102    | 113       | -37   |
| Destination          | 11       |               | 55          | 124     | 89        | 279   |
|                      | 32       |               | 71          | -2      | 276       | 377   |
| US Rail / Short Line |          |               |             |         |           |       |
| Origin               |          |               |             |         |           |       |
| Enroute              |          |               |             | -6      |           | -6    |
| Destination          | 4        |               |             | 1       | -27       | -22   |
|                      | 4        |               |             | -5      | -27       | -28   |

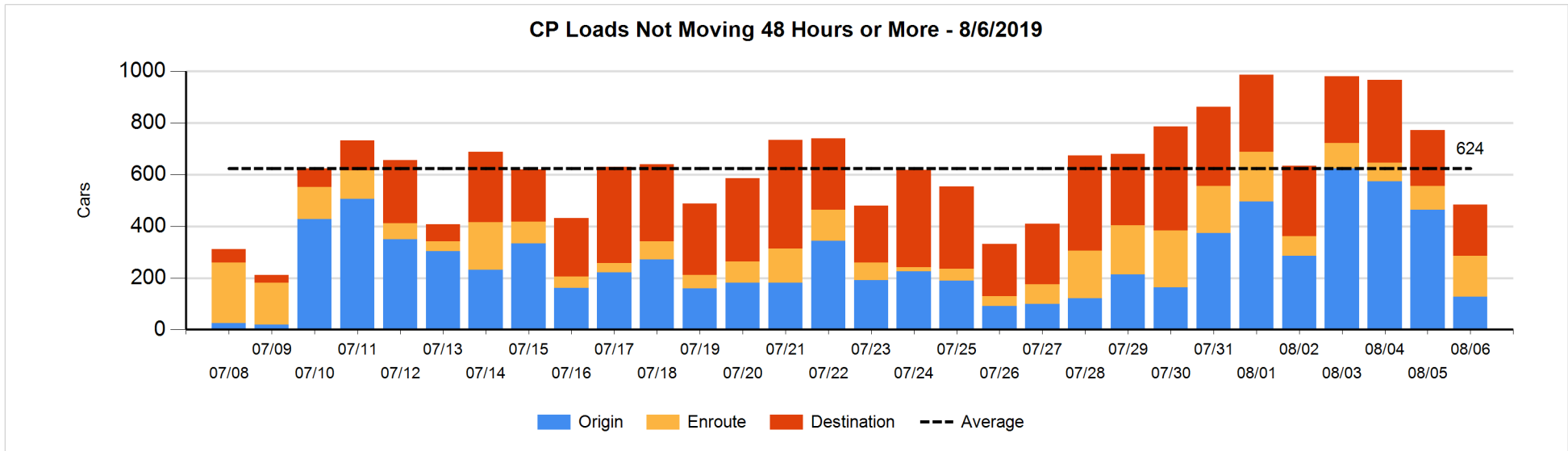
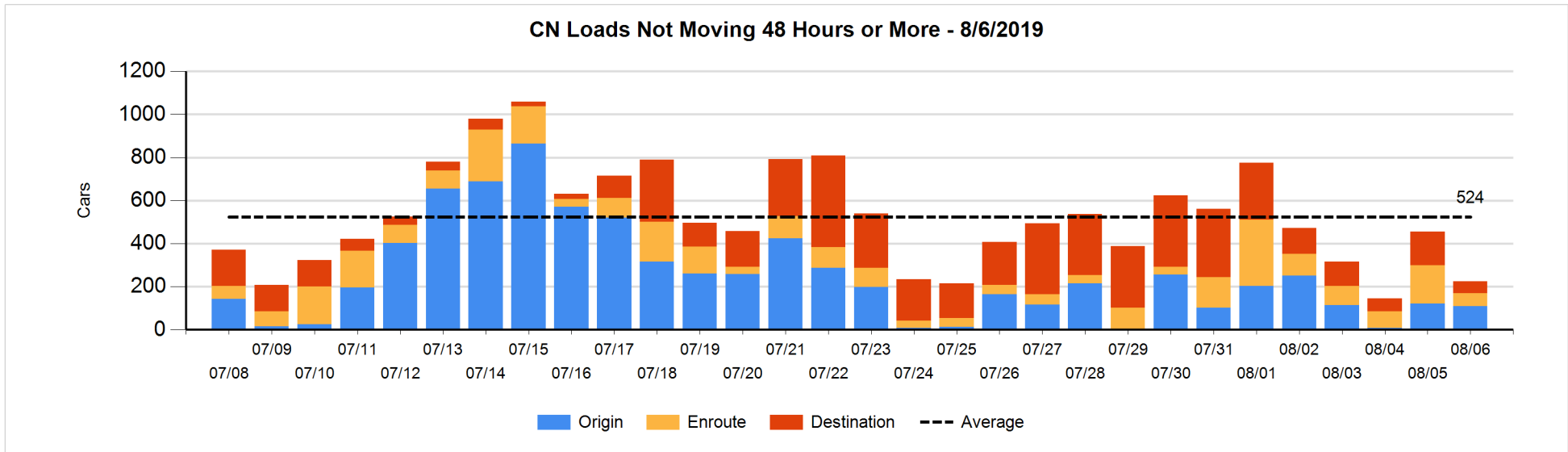


**Loads Not Moving 48 Hours or More - 8/6/2019**

|                      | E Canada | Prince Rupert | Thunder Bay | USA/MEX | Vancouver | Total |
|----------------------|----------|---------------|-------------|---------|-----------|-------|
| CN                   |          |               |             |         |           |       |
| Origin               |          |               |             |         | 108       | 108   |
| Enroute              | 18       | 19            | 3           | 2       | 19        | 61    |
| Destination          | 15       | 6             | 21          | 9       | 4         | 55    |
|                      | 33       | 25            | 24          | 11      | 131       | 224   |
| CP                   |          |               |             |         |           |       |
| Origin               | 2        |               | 68          |         | 57        | 127   |
| Enroute              | 6        |               | 4           | 2       | 147       | 159   |
| Destination          |          |               | 79          |         | 119       | 198   |
|                      | 8        |               | 151         | 2       | 323       | 484   |
| US Rail / Short Line |          |               |             |         |           |       |
| Origin               |          |               |             |         |           |       |
| Enroute              |          |               |             | 17      |           | 17    |
| Destination          | 16       |               |             | 6       | 15        | 37    |
|                      | 16       |               |             | 23      | 15        | 54    |

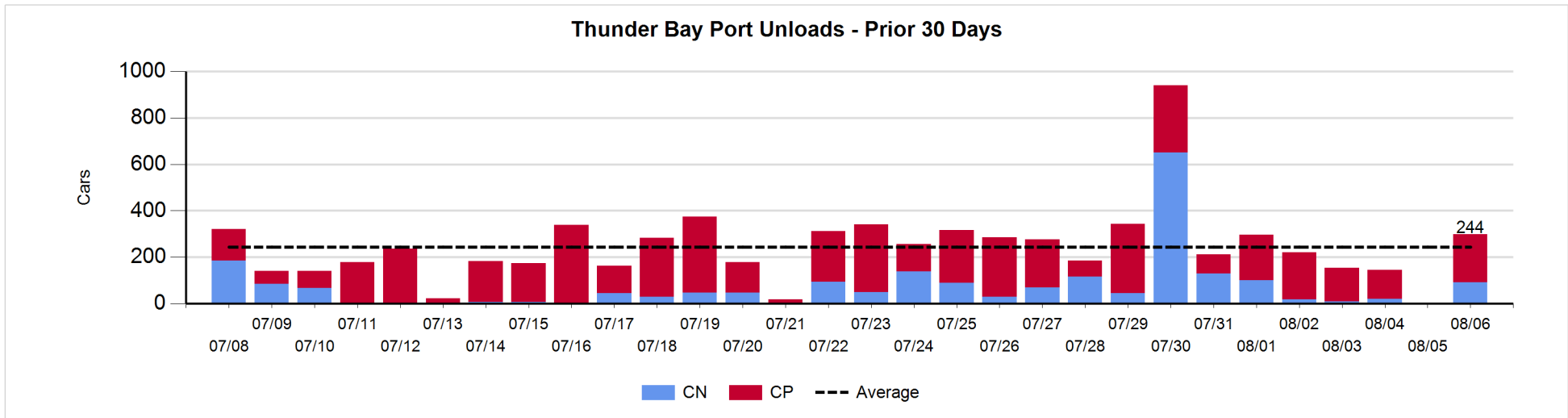
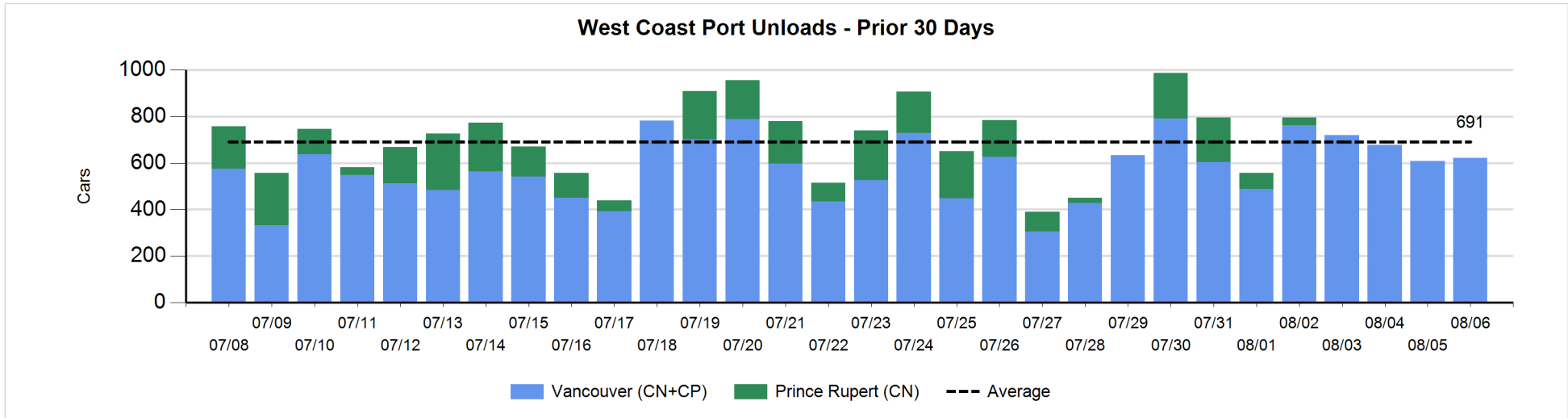
**Change in Loads Not Moving 48 Hours or More - 8/6/2019**

|                      | E Canada | Prince Rupert | Thunder Bay | USA/MEX | Vancouver | Total |
|----------------------|----------|---------------|-------------|---------|-----------|-------|
| CN                   |          |               |             |         |           |       |
| Origin               |          |               |             |         | -13       | -13   |
| Enroute              | -32      | 4             | 3           | -1      | -90       | -116  |
| Destination          | -9       | 0             | -85         | -4      | -5        | -103  |
|                      | -41      | 4             | -82         | -5      | -108      | -232  |
| CP                   |          |               |             |         |           |       |
| Origin               | 0        |               | -222        |         | -115      | -337  |
| Enroute              | -7       |               | -16         | -1      | 91        | 67    |
| Destination          |          |               | -9          |         | -9        | -18   |
|                      | -7       |               | -247        | -1      | -33       | -288  |
| US Rail / Short Line |          |               |             |         |           |       |
| Origin               |          |               |             |         |           |       |
| Enroute              |          |               |             | -6      |           | -6    |
| Destination          | -3       |               |             | -1      | -5        | -9    |
|                      | -3       |               |             | -7      | -5        | -15   |



Port Unloads - 8/6/2019

|    | Prince Rupert | Vancouver | West Coast Total | Thunder Bay | Total |
|----|---------------|-----------|------------------|-------------|-------|
| CN |               | 172       | 172              | 91          | 263   |
| CP |               | 449       | 449              | 208         | 657   |
|    |               | 621       | 621              | 299         | 920   |





**Port Terminal Status**

**Vancouver**

Daily Activity for 8/6/2019

|     | Cars Arrived | Cars Received in Interchange | Cars Delivered in Interchange | Cars Placed for Unloading | Loads on Wheels at Destination As of 8/6/2019 |
|-----|--------------|------------------------------|-------------------------------|---------------------------|---|
| CN  | 10           |                              | 310                           | 177                       | 132   |
| CP  | 529          | 310                          | 4                             | 423                       | 701   |
| SRY | 1            | 4                            |                               | 15                        | 24  |

**Port Unloads**

|     | 08/06 | 08/05 | Week To Date | Last Week |
|-----|-------|-------|--------------|-----------|
| CN  | 172   | 314   | 486          | 1,644     |
| CP  | 449   | 294   | 743          | 3,026     |
| SRY | 29    | 9     | 38           | 59        |

**Age Profile of Loaded Cars Waiting Placement for Unloading**

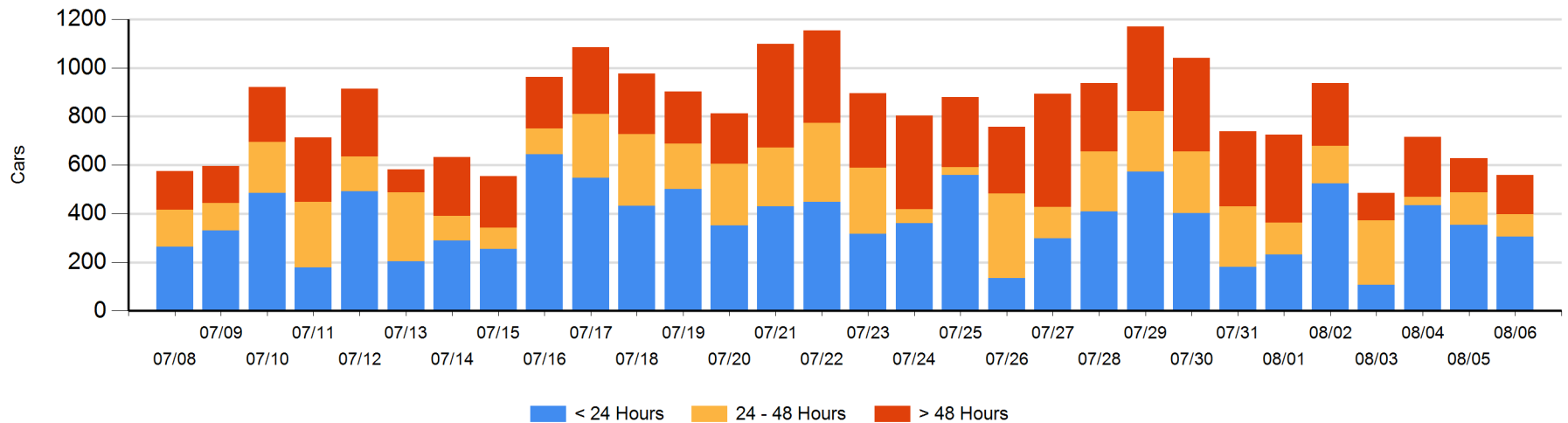
**Today**

|     | < 24 Hrs | 24 - 48 Hrs | > 48-72 Hrs | > 72 Hrs | Total On Hand |
|-----|----------|-------------|-------------|----------|---------------|
| CN  | 10       | 89          | 16          | 4        | 119           |
| CP  | 296      | 2           | 40          | 102      | 440           |
| SRY |          |             |             |          | 0             |

**Change in Last 24 Hours**

|     | < 24 Hrs | 24-48 Hrs | 48 - 72 Hrs | > 72 Hrs |
|-----|----------|-----------|-------------|----------|
| CN  | -229     | 67        | 15          | -8       |
| CP  | 181      | -109      | 20          | -7       |
| SRY |          |           |             |          |

**Loaded Cars on Hand Vancouver Waiting for Placement - Last 30 Days All Railways**



**Port Terminal Status**

**Prince Rupert**

Daily Activity for 8/6/2019

| Cars Arrived | Cars Received in Interchange | Cars Delivered in Interchange | Cars Placed for Unloading | Loads on Wheels at Destination As of 8/6/2019 |
|--------------|------------------------------|-------------------------------|---------------------------|---|
| CN           |                              |                               |                           | 17  |

**Port Unloads**

|    | 08/06 | 08/05 | Week To Date | Last Week |
|----|-------|-------|--------------|-----------|
| CN |       |       |              | 496       |

**Age Profile of Loaded Cars Waiting Placement for Unloading**

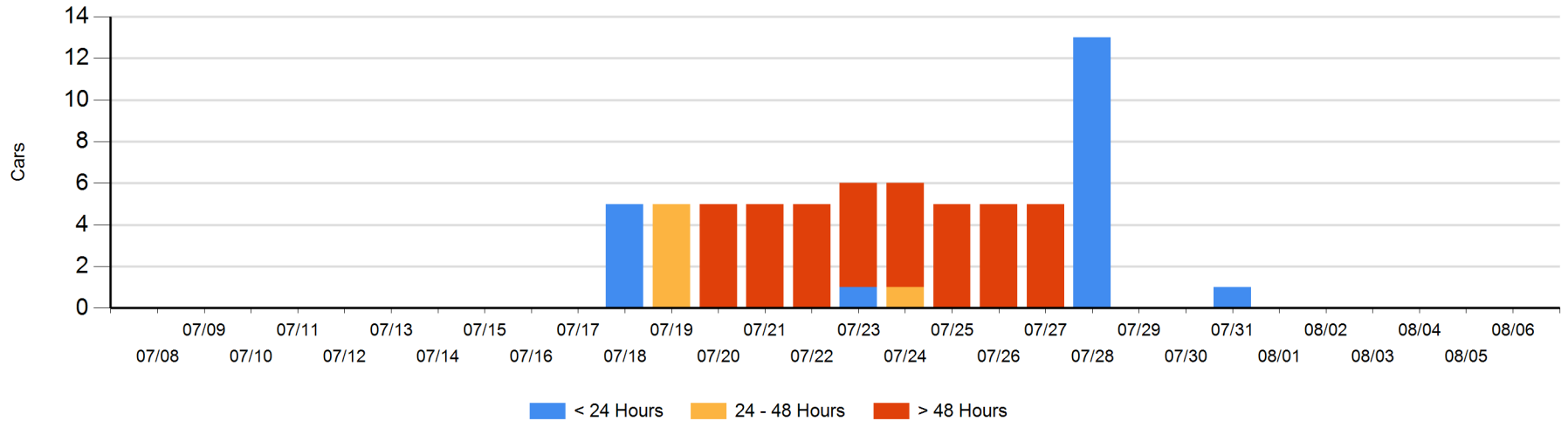
**Today**

| < 24 Hrs | 24 - 48 Hrs | > 48-72 Hrs | > 72 Hrs | Total On Hand |
|----------|-------------|-------------|----------|---------------|
| CN       |             |             |          | 0             |

**Change in Last 24 Hours**

| < 24 Hrs | 24-48 Hrs | 48 - 72 Hrs | > 72 Hrs |
|----------|-----------|-------------|----------|
| CN       |           |             |          |

Loaded Cars on Hand Prince Rupert Waiting for Placement - Last 30 Days All Railways



**Port Terminal Status**

**Thunder Bay**

Daily Activity for 8/6/2019

|    | Cars Arrived | Cars Received in Interchange | Cars Delivered in Interchange | Cars Placed for Unloading | Loads on Wheels at Destination As of 8/6/2019 |
|----|--------------|------------------------------|-------------------------------|---------------------------|---|
| CN | 262          |                              |                               | 199                       | 277   |
| CP | 263          |                              |                               | 44                        | 371   |

**Port Unloads**

|    | 08/06 | 08/05 | Week To Date | Last Week |
|----|-------|-------|--------------|-----------|
| CN | 91    |       | 91           | 972       |
| CP | 208   |       | 208          | 1,340     |

**Age Profile of Loaded Cars Waiting Placement for Unloading**

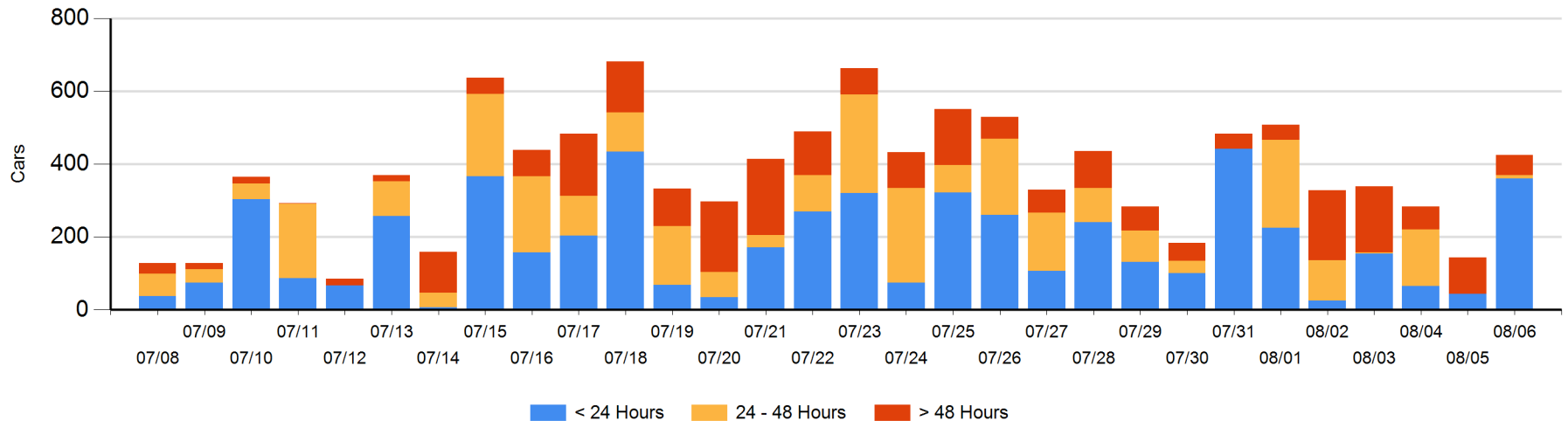
**Today**

|    | < 24 Hrs | 24 - 48 Hrs | > 48-72 Hrs | > 72 Hrs | Total On Hand |
|----|----------|-------------|-------------|----------|---------------|
| CN | 97       |             |             |          | 97            |
| CP | 263      | 9           |             | 56       | 328           |

**Change in Last 24 Hours**

|    | < 24 Hrs | 24-48 Hrs | 48 - 72 Hrs | > 72 Hrs |
|----|----------|-----------|-------------|----------|
| CN | 97       |           | -34         |          |
| CP | 219      | 9         | -33         | 24       |

**Loaded Cars on Hand Thunder Bay Waiting for Placement - Last 30 Days All Railways**



## Measurement Definitions

|                                 |   |
|---------------------------------|---|
| Loads on Wheels                 | <p>Count of loaded rail cars including all rail cars that have been released loaded at origin and have not been reported by the railway as unloaded at destination.</p> <p>Counts include all rail cars (hopper cars and boxcars) moving within a pipeline.</p>   |
| Loads Not Moving                | <p>Loaded rail cars for which the railways have not reported a movement event for 48 hours or more whether the rail car is at origin, enroute or at destination.</p>  |
| Port Unloads                    | <p>Count of rail cars reported by railways as unloaded at the western port destinations of Vancouver, Prince Rupert and Thunder Bay.</p> <p>Unload counts include all rail cars (hopper cars and boxcars) unloaded by all receivers including major port terminals, transloaders and other receivers.</p>   |
| Cars Arrived                    | <p>Count of rail cars reported as arrived at the destination railway terminal.</p>  |
| Cars Received in Interchange    | <p>Count of rail cars received in interchange by each railway within a destination railway terminal. Interchange activity is tracked for the Vancouver and Thunder Bay pipelines as applicable.</p>   |
| Cars Delivered in Interchange   | <p>Count of rail cars delivered in interchange by each railway within a destination railway terminal. Interchange activity is tracked for the Vancouver and Thunder Bay pipelines as applicable.</p>  |
| Cars Placed for Unloading       | <p>Count of rail cars reported by the railways as placed loaded at the receiver's facility for unloading.</p>   |
| Loads on Wheels at Destination  | <p>Count of rail cars that remain under load within the destination railway terminal including rail cars that have been reported as placed for unloading but not yet reported as unloaded.</p>  |
| Waiting Placement for Unloading | <p>Count of rail cars that have been reported as arrived at the destination railway terminal but not reported as placed for unloading by the railway.</p> <p>For the Ports of Vancouver, Prince Rupert and Thunder Bay the count of rail cars waiting placement for unloading is categorized by age – i.e. the elapsed time from arrival at destination to the current report date.</p> |