

**Daily Snapshot**

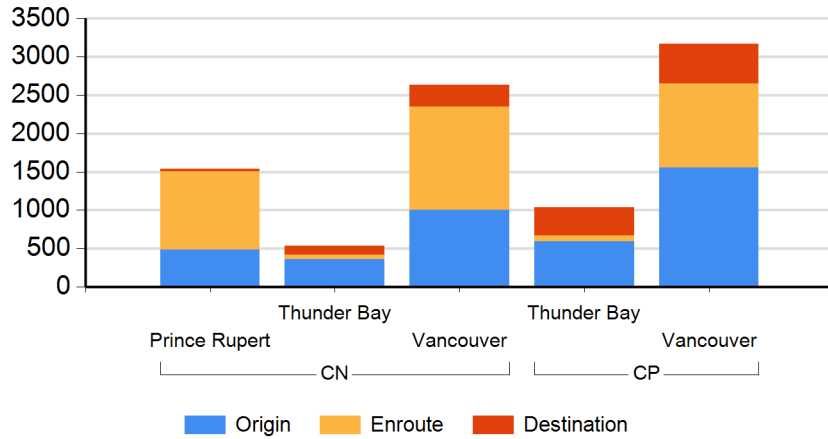
**Loaded Cars On Line**

| Pipeline      | Railway | Origin       | Enroute      | Destination | Total        |
|---------------|---------|--------------|--------------|-------------|--------------|
| Prince Rupert | CN      | 488          | 1,020        | 30          | 1,538        |
| Thunder Bay   | CN      | 355          | 59           | 117         | 531          |
|               | CP      | 593          | 75           | 366         | 1,034        |
|               |         | <b>948</b>   | <b>134</b>   | <b>483</b>  | <b>1,565</b> |
| Vancouver     | CN      | 1,001        | 1,348        | 288         | 2,637        |
|               | CP      | 1,554        | 1,097        | 519         | 3,170        |
|               |         | <b>2,555</b> | <b>2,445</b> | <b>807</b>  | <b>5,807</b> |

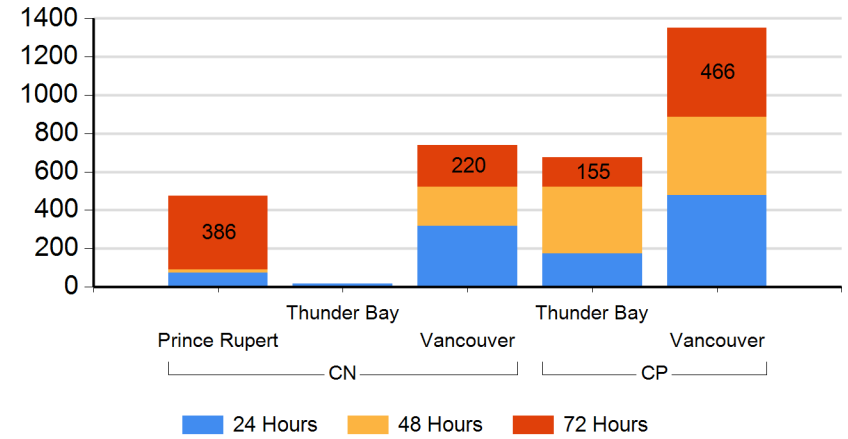
**Loaded Cars Not Moving**

| Pipeline      | Railway | 24 - 48 Hrs | 48 - 72 Hrs | > 72 Hrs   | Total        |
|---------------|---------|-------------|-------------|------------|--------------|
| Prince Rupert | CN      | 74          | 16          | 386        | 476          |
| Thunder Bay   | CN      | 18          |             |            | 18           |
|               | CP      | 173         | 347         | 155        | 675          |
|               |         | <b>191</b>  | <b>347</b>  | <b>155</b> | <b>693</b>   |
| Vancouver     | CN      | 316         | 204         | 220        | 740          |
|               | CP      | 479         | 406         | 466        | 1,351        |
|               |         | <b>795</b>  | <b>610</b>  | <b>686</b> | <b>2,091</b> |

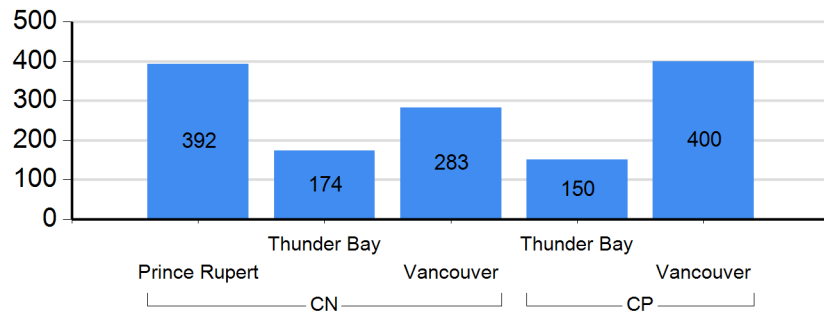
**Loaded Cars On Line**



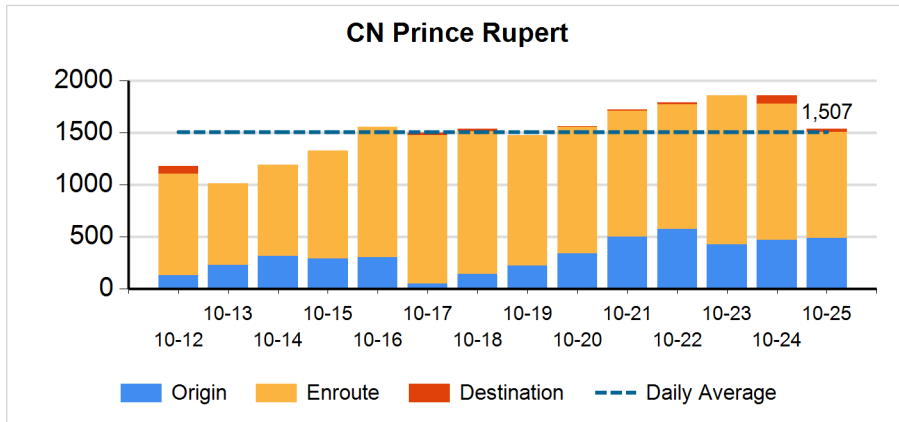
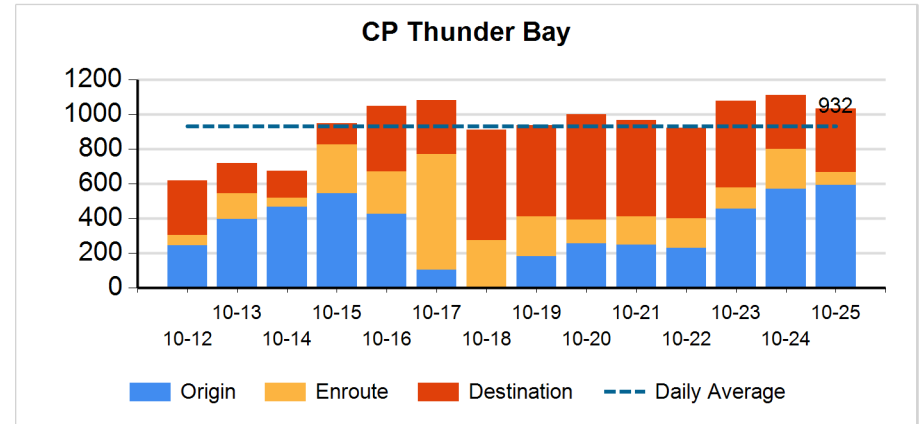
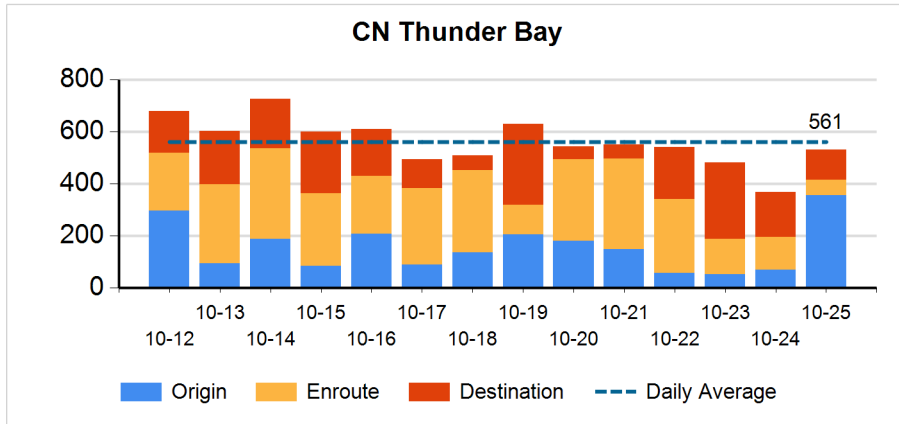
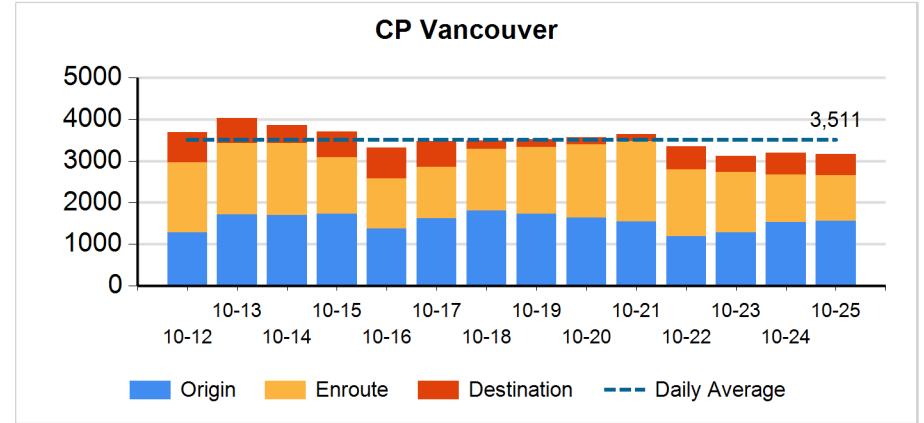
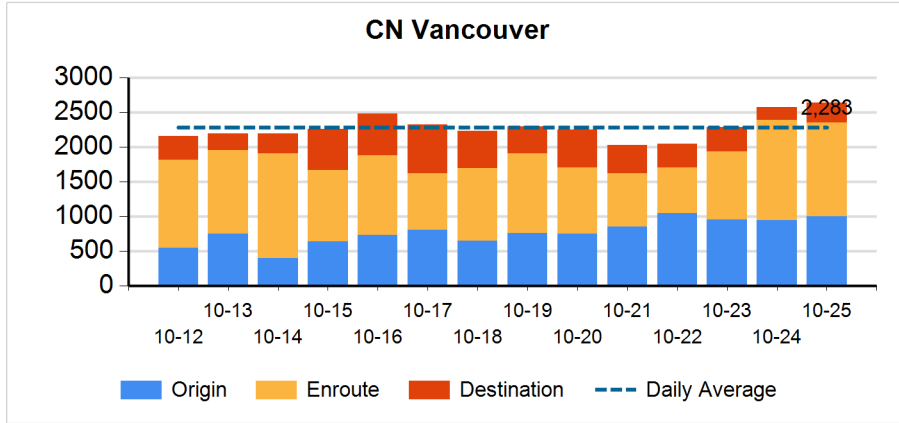
**Loaded Cars On Line - Not Moving**



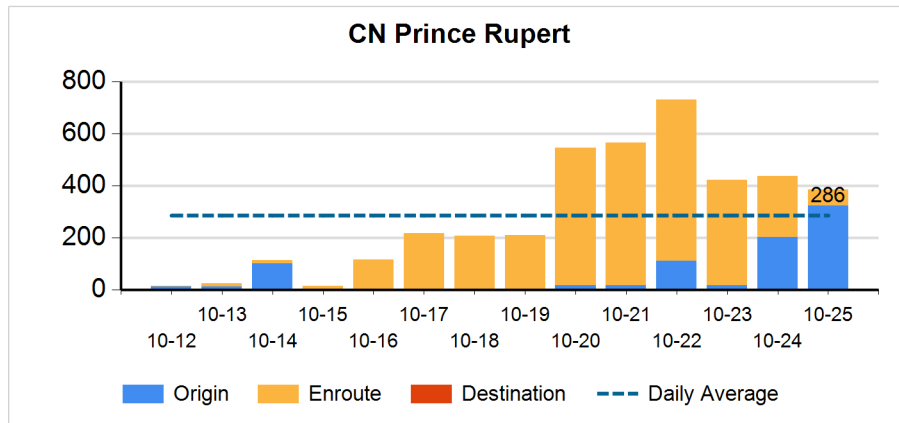
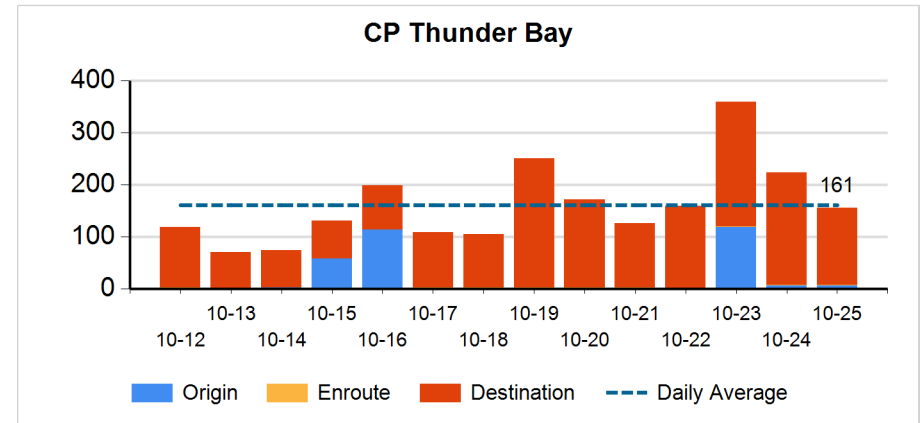
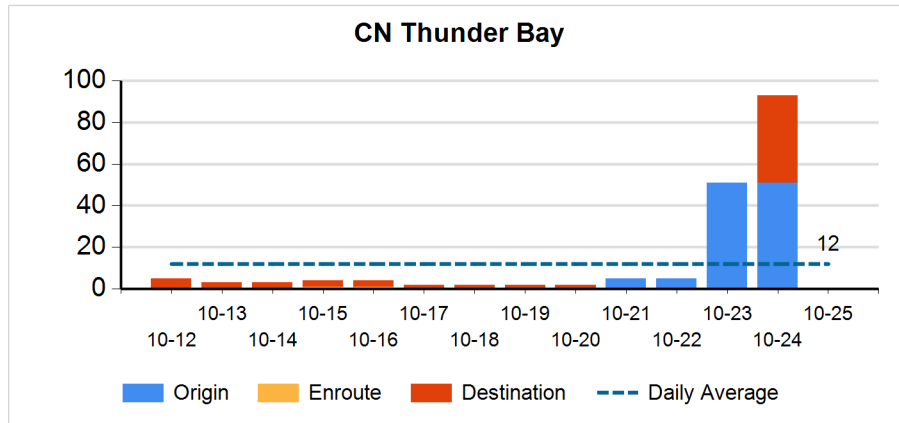
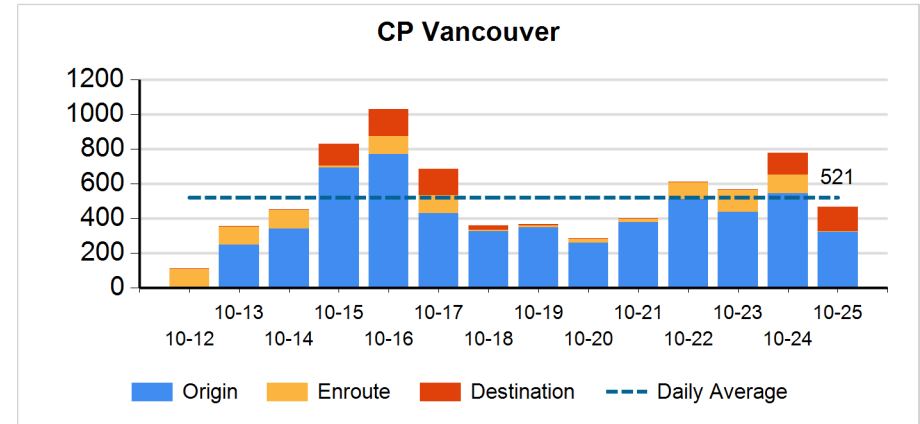
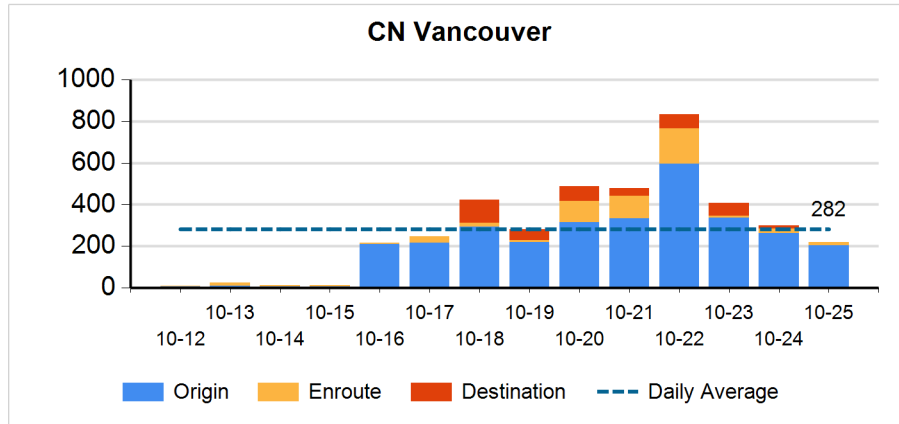
**Cars Placed for Unloading**



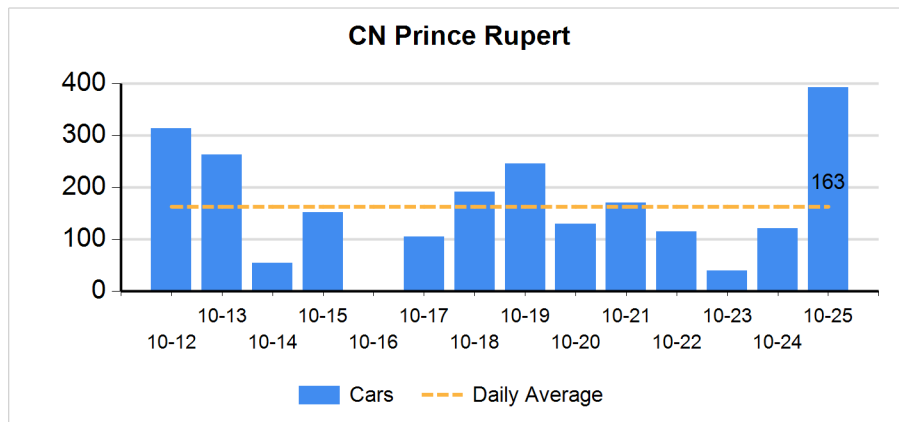
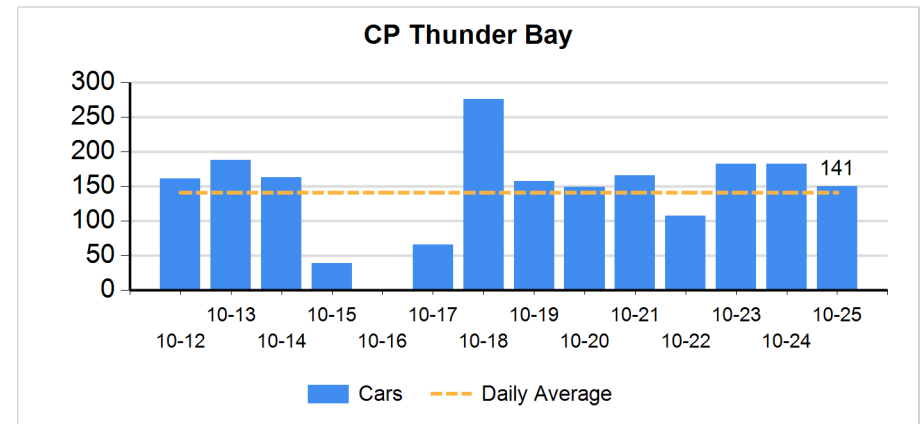
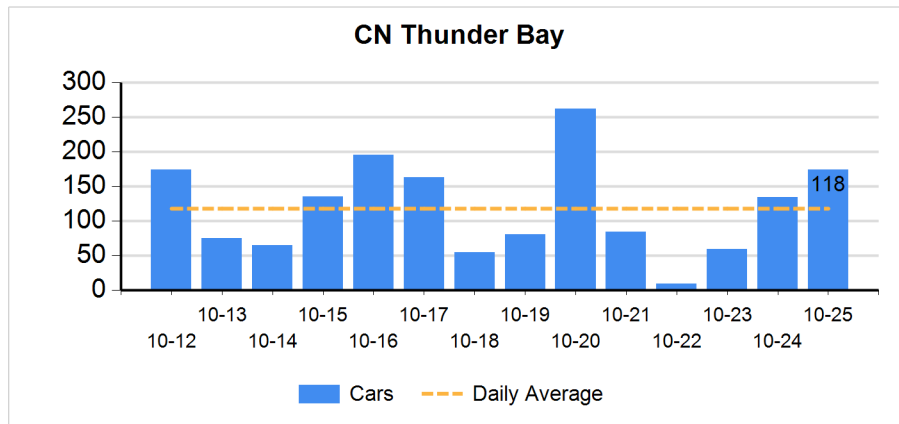
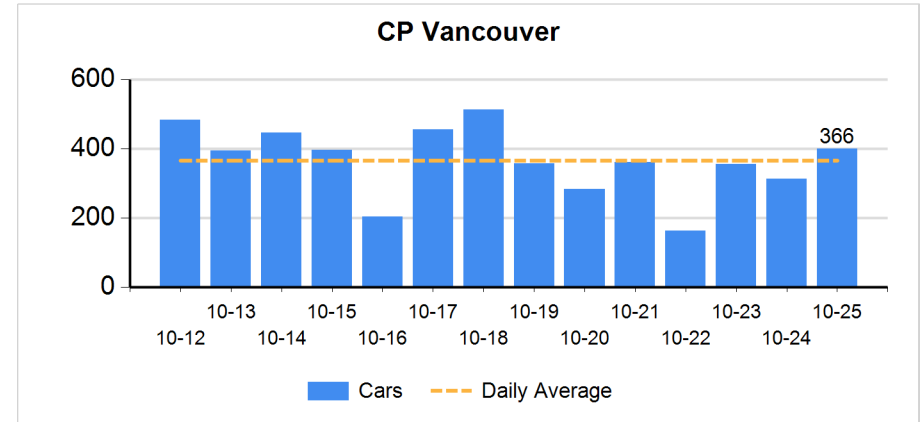
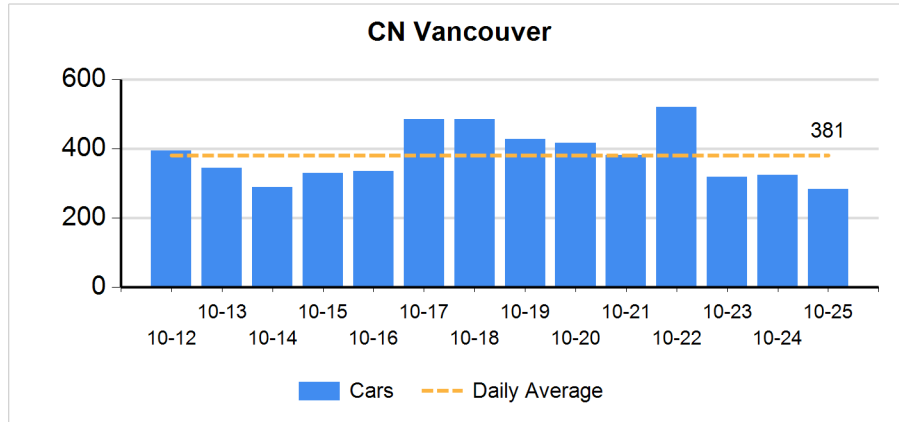
Trailing 14 Day Performance - Loaded Cars On Line



Trailing 14 Day Performance - Loaded Cars not moving for 72 hours



Trailing 14 Day Performance - Cars placed for unloading



The Rail Network Status report has been developed to provide a daily view of the status of the principal grain pipelines for ATC member companies who represent 90% of Western Canadian railway grain shipments. The report provides a daily snapshot of selected metrics for each of CN and CP's Vancouver and Thunder Bay and CN's Pr. Rupert grain pipelines. Metrics are based on actual car movements each day for all participating ATC shippers in these corridors.

Each day's report is based on a network snapshot of the status of all loaded cars as of 23:59 one day prior to the publication date and all the reported car movement events for that calendar day. The 24-hour delay in reporting is to allow for the capture of late reporting of railway events and to ensure the most complete data capture possible. For example, a report published on March 15th will provide a status as of 23:59 on March 13th.

The report provides a snapshot of the current day being reported and provides a 14-day trailing view of performance for each pipeline for the same metrics.

The metrics included in the report include the following:

|                           |  |
|---------------------------|--|
| Loaded Cars on Line       | A count of loaded grain cars within each pipeline segregated by location – origin, enroute, destination. Status of each car is based on the last reported railway event and location for each car. The count of loaded cars on line includes all cars that have been released loaded to the railways at origin, cars moving between origin and destination and cars that have arrived at destination. Cars that have been reported as placed for unloading at destination are excluded from the count. |
| Loaded Cars Not Moving    | A count of cars each day for which no movement event has been reported by the railway for 24-48 hours, 48 – 72 hours or more than 72 hours. To provide greater insight as to where delays are occurring the 14-day trailing performance data shows cars not moving for 72 hours or more based on location - at origin, enroute and at destination.   |
| Cars Placed for Unloading | A count of grain cars reported by the railways as placed for unloading at destination during the day being reported.   |